



2022-04-24 01:13:53
 Choose competition:
 2022 Apollo Projects New Zealand Age Group Swimming Championships
 Choose language:
 [Flags: Norway, United Kingdom, Denmark, Finland, Russia]

Choose an alternative: **Home** Competitions Program **Results** By event Filearchive LIVE

Results for 2022 Apollo Projects New Zealand Age Group Swimming Championships

Below are all results from the competition shown by session.

Choose session: **Session 1** Session 2 Session 3 Session 4 Session 5 Session 6 Session 7 Session 8 Session 9 Session 10
 ▶ **Session 11** Session 12

Session Eleven - Heats

Results

2022 Apollo Projects NZ Age Group Swimming Championships

Place: Wellington Regional Aquatic Centre Organizer: Swimming New Zealand
 Pool: 50m Competition Date: Apr 19, 2022 to Apr 24, 2022

Event 33, 200m Butterfly Women 13 years - Heat

NZR	2:09.84	Helena Gasson	AK (NZL)	3/28/2016
18yr NZR	2:15.67	Megan Allan	CB (NZL)	4/23/2001
17yr NZR	2:14.39	Yeonsu Lee	AK (NZL)	3/21/2017
16yr NZR	2:14.03	Sophia Batchelor	CB (NZL)	3/10/2012
15yr NZR	2:15.13	Natasha Lloyd	CB (NZL)	2/8/2015
14yr NZR	2:18.27	Elizabeth Brown	(NZL)	3/27/2008
13yr NZR	2:21.75	Nichola West	CB (NZL)	1/1/1989
JPP QT	2:19.30			

Rank	Name	Age Team	R.T.	FINA	Time	Diff
1	Milan Glintmeyer	13 Ice Breaker Aquatics	+0.55		2:31.67	Q
	50m: 33.39	100m: 1:11.63 (38.24)	150m: 1:52.07 (40.44)	200m: 2:31.67 (39.60)		
2	Lola Nicholls	13 Napier Aquahawks			2:35.01	+3.34 Q
	50m: 33.26	100m: 1:12.84 (39.58)	150m: 1:54.03 (41.19)	200m: 2:35.01 (40.98)		
3	Eliana Brown	13 Dannevirke Swimming Club			2:45.12	+13.45 Q
	50m: 33.44	100m: 1:13.25 (39.81)	150m: 1:58.18 (44.93)	200m: 2:45.12 (46.94)		
4	Mia MacDonald	13 United Swimming Club	+0.76		2:46.96	+15.29 Q
	50m: 33.62	100m: 1:15.54 (41.92)	150m: 2:02.03 (46.49)	200m: 2:46.96 (44.93)		
5	Marina Nadilo	13 Capital Swim Club			2:52.14	+20.47 Q
	50m: 35.14	100m: 1:18.92 (43.78)	150m: 2:05.13 (46.21)	200m: 2:52.14 (47.01)		
6	Emma Winn	13 Roskill Swimming Club	+0.69		2:53.10	+21.43 Q
	50m: 35.26	100m: 1:18.24 (42.98)	150m: 2:06.08 (47.84)	200m: 2:53.10 (47.02)		

Event official at: 4/24/2022 11:13:12 AM

Event 33, 200m Butterfly Women 14 years - Heat

NZR	2:09.84	Helena Gasson	AK (NZL)	3/28/2016
18yr NZR	2:15.67	Megan Allan	CB (NZL)	4/23/2001
17yr NZR	2:14.39	Yeonsu Lee	AK (NZL)	3/21/2017
16yr NZR	2:14.03	Sophia Batchelor	CB (NZL)	3/10/2012
15yr NZR	2:15.13	Natasha Lloyd	CB (NZL)	2/8/2015
14yr NZR	2:18.27	Elizabeth Brown	(NZL)	3/27/2008
13yr NZR	2:21.75	Nichola West	CB (NZL)	1/1/1989
JPP QT	2:19.30			


Rank	Name	Age Team	R.T.	FINA	Time	Diff
1	Annabel Grenfell	14 Nelson South Swim Club			2:39.20	Q
	50m: 36.11	100m: 1:16.57 (40.46)	150m: 1:58.52 (41.95)	200m: 2:39.20 (40.68)		
2	Sophie Barry	14 Parnell Swimming			2:41.66	+2.46 Q
	50m: 35.16	100m: 1:16.13 (40.97)	150m: 1:59.76 (43.63)	200m: 2:41.66 (41.90)		
3	Chloe Peters	14 Hamilton Aquatics	+0.45		2:42.18	+2.98 Q
	50m: 33.70	100m: 1:13.88 (40.18)	150m: 1:57.43 (43.55)	200m: 2:42.18 (44.75)		
4	Olivia Emmett	14 Matamata Swim Club			2:46.93	+7.73 Q
	50m: 33.18	100m: 1:15.21 (42.03)	150m: 2:00.63 (45.42)	200m: 2:46.93 (46.30)		
-	McKenzie Rowlands	14 Aquabladz NP	+0.65		DSQ	

Event official at: 4/24/2022 11:13:12 AM


Event 33, 200m Butterfly Women 15 years - Heat

NZR	2:09.84	Helena Gasson	AK (NZL)	3/28/2016
18yr NZR	2:15.67	Megan Allan	CB (NZL)	4/23/2001
17yr NZR	2:14.39	Yeonsu Lee	AK (NZL)	3/21/2017
16yr NZR	2:14.03	Sophia Batchelor	CB (NZL)	3/10/2012
15yr NZR	2:15.13	Natasha Lloyd	CB (NZL)	2/8/2015
14yr NZR	2:18.27	Elizabeth Brown	(NZL)	3/27/2008
13yr NZR	2:21.75	Nichola West	CB (NZL)	1/1/1989
JPP QT	2:19.30			


Rank	Name	Age Team	R.T.	FINA	Time	Diff
1	Hannah Campbell	15 Tawa Swimming Club			2:29.47	Q
	50m: 31.53	100m: 1:09.30 (37.77)	150m: 1:48.67 (39.37)	200m: 2:29.47 (40.80)		
2	Shaeli Brewer	15 Evolution Aquatics Tauranga	+0.58		2:30.69	+1.22 Q
	50m: 33.26	100m: 1:12.91 (39.65)	150m: 1:54.05 (41.14)	200m: 2:30.69 (36.64)		
=3	Danielle Asiata	15 Howick Pakuranga	+0.61		2:34.24	+4.77 Q
	50m: 33.85	100m: 1:12.07 (38.22)	150m: 1:52.89 (40.82)	200m: 2:34.24 (41.35)		
=3	Hannah Piper	15 United Swimming Club	+0.66		2:34.24	+4.77 Q
	50m: 33.73	100m: 1:12.40 (38.67)	150m: 1:53.31 (40.91)	200m: 2:34.24 (40.93)		
5	Monique Bartlett	15 Mt Maunganui Swimming Club	+0.75		2:41.20	+11.73 Q
	50m: 34.86	100m: 1:15.29 (40.43)	150m: 1:58.86 (43.57)	200m: 2:41.20 (42.34)		
6	Catherine Sonerson	15 Pirates Swim Team			2:57.09	+27.62 Q
	50m: 36.98	100m: 1:22.67 (45.69)	150m: 2:11.34 (48.67)	200m: 2:57.09 (45.75)		



LiveTiming for Android™



Available on the App Store



Event official at: 4/24/2022 11:13:12 AM

Event 33, 200m Butterfly Women 16 years - Heat

NZR	2:09.84	Helena Gasson	AK (NZL)	3/28/2016
18yr NZR	2:15.67	Megan Allan	CB (NZL)	4/23/2001
17yr NZR	2:14.39	Yeonsu Lee	AK (NZL)	3/21/2017
16yr NZR	2:14.03	Sophia Batchelor	CB (NZL)	3/10/2012
15yr NZR	2:15.13	Natasha Lloyd	CB (NZL)	2/8/2015
14yr NZR	2:18.27	Elizabeth Brown	(NZL)	3/27/2008
13yr NZR	2:21.75	Nichola West	CB (NZL)	1/1/1989
JPP QT	2:19.30			

Rank	Name	Age Team	R.T.	FINA	Time	Diff
1	Jemima Barr	16 Tasman Swim Club	+0.71		2:25.66	Q
	50m: 31.94	100m: 1:08.23 (36.29)	150m: 1:47.08 (38.85)	200m: 2:25.66 (38.58)		
2	Neve Tassicker	16 Nga Tai Tuatea a Taraika	+0.53		2:26.51	+0.85 Q
	50m: 31.34	100m: 1:08.57 (37.23)	150m: 1:46.56 (37.99)	200m: 2:26.51 (39.95)		
3	Zoe Wilkinson	16 Evolution Aquatics Tauranga			2:31.11	+5.45 Q
	50m: 33.10	100m: 1:12.78 (39.68)	150m: 1:53.49 (40.71)	200m: 2:31.11 (37.62)		
4	Florence Nelson	16 Jasi Swim Club			2:33.99	+8.33 Q
	50m: 32.64	100m: 1:11.26 (38.62)	150m: 1:50.68 (39.42)	200m: 2:33.99 (43.31)		
5	Kate Wheeler	16 Pukekohe Swimming Club	+0.58		2:34.72	+9.06 Q
	50m: 33.36	100m: 1:12.61 (39.25)	150m: 1:52.55 (39.94)	200m: 2:34.72 (42.17)		
6	Danielle Curlett	16 Howick Pakuranga	+0.64		2:38.62	+12.96 Q
	50m: 33.45	100m: 1:12.69 (39.24)	150m: 1:54.81 (42.12)	200m: 2:38.62 (43.81)		

Event official at: 4/24/2022 11:13:12 AM

Event 33, 200m Butterfly Women 17-18 years - Heat

NZR	2:09.84	Helena Gasson	AK (NZL)	3/28/2016
18yr NZR	2:15.67	Megan Allan	CB (NZL)	4/23/2001
17yr NZR	2:14.39	Yeonsu Lee	AK (NZL)	3/21/2017
16yr NZR	2:14.03	Sophia Batchelor	CB (NZL)	3/10/2012
15yr NZR	2:15.13	Natasha Lloyd	CB (NZL)	2/8/2015
14yr NZR	2:18.27	Elizabeth Brown	(NZL)	3/27/2008
13yr NZR	2:21.75	Nichola West	CB (NZL)	1/1/1989
JPP QT	2:19.30			

Rank	Name	Age Team	R.T.	FINA	Time	Diff
1	Georgia Wills	18 Pirates Swim Team	+0.63		2:22.66	Q
	50m: 30.83	100m: 1:05.92 (35.09)	150m: 1:43.67 (37.75)	200m: 2:22.66 (38.99)		
2	Laura Littlejohn	17 St Paul's Swimming Club	+0.65		2:23.52	+0.86 Q
	50m: 31.74	100m: 1:08.65 (36.91)	150m: 1:44.90 (36.25)	200m: 2:23.52 (38.62)		
3	Grace Baik	17 United Swimming Club	+0.62		2:24.59	+1.93 Q
	50m: 31.67	100m: 1:08.04 (36.37)	150m: 1:45.71 (37.67)	200m: 2:24.59 (38.88)		
4	Jenna Rolston-Larking	18 Capital Swim Club	+0.59		2:25.43	+2.77 Q
	50m: 32.04	100m: 1:08.68 (36.64)	150m: 1:46.65 (37.97)	200m: 2:25.43 (38.78)		
5	Charlie Twose	17 Waitakere Swimming Club	+0.50		2:27.43	+4.77 Q
	50m: 33.00	100m: 1:09.74 (36.74)	150m: 1:48.37 (38.63)	200m: 2:27.43 (39.06)		
6	Emilia Finer	17 Dargaville Swim Club	+0.57		2:30.19	+7.53 Q
	50m: 33.44	100m: 1:11.26 (37.82)	150m: 1:50.82 (39.56)	200m: 2:30.19 (39.37)		
7	Isla Marsh	18 TBSS Central City Swimming	+0.57		2:32.39	+9.73 Q
	50m: 33.41	100m: 1:12.64 (39.23)	150m: 1:52.01 (39.37)	200m: 2:32.39 (40.38)		
8	Skyla MacDonald	17 Howick Pakuranga	+0.56		2:37.46	+14.80 Q
	50m: 33.45	100m: 1:11.40 (37.95)	150m: 1:53.96 (42.56)	200m: 2:37.46 (43.50)		
9	Caitlin Close	18 Pirates Swim Team	+0.72		2:41.98	+19.32
	50m: 34.85	100m: 1:15.43 (40.58)	150m: 1:57.79 (42.36)	200m: 2:41.98 (44.19)		

Event official at: 4/24/2022 11:13:12 AM

2022-04-24 11:13:39 Datahandling: WinGrodan 2.9 Licensed to: Swimming New Zealand

[RSS Feed](#) | [Kontakt](#) | [Integritetspolicy](#)

© Copyright 2013 IC Control Media & Sport